


XLPE INSULATED CABLES TO BS 5467 & IEC - 60502-1

DIMENSIONS AND WEIGHTS



STRANDED COPPER & ALUMINIUM CONDUCTORS – SINGLE CORE CABLES

600/1000 V *UNARMoured AND ARMoured, PVC SHEATHED CABLES

Nominal area of conductor mm ²	Thickness of insulation	Unarmoured Cables (approximate values)			Armoured Cables (approximate values)				
		Cable diameter overall mm	Cable weight Aluminium kg/km	Cable weight Copper kg/km	Diameter under armour mm	Armour** wire diameter mm	Cable diameter overall mm	Cable weight Aluminium kg/km	Cable weight Copper kg/km
50	1.0	14.2	250	540	12.6	1.6***	18.4	460	800
70	1.1	16.2	330	760	14.5	1.6***	20.2	560	990
95	1.1	18.3	430	1020	16.4	1.6***	22.3	690	1280
120	1.2	20.2	510	1270	18.0	1.6***	24.2	800	1550
150	1.4	22.4	630	1560	19.8	1.6	27.4	970	1900
185	1.6	24.7	760	1930	22.0	1.6	30.0	1150	2320
240	1.7	27.7	970	2510	24.6	1.6	32.8	1380	2930
300	1.8	30.6	1190	3120	27.3	1.6	35.6	1640	3580
400	2.0	34.2	1500	3970	31.2	2.0	40.5	2130	4600
500	2.2	38.0	1900	4980	36.0	2.0	44.2	2610	5680
630	2.4	42.9	2420	6400	40.0	2.0	48.8	3180	7160
800	2.6	47.8	3120	8210	45.8	2.5	55.4	4230	9315
1000	2.8	53.0	3780	10275	50.8	2.5	60.6	5000	11490

* Single core unarmoured cables are as per BS 7889.

** Aluminium wire armour for AC system.

*** Wire diameters are larger than those specified in BS 5467.

Note: Cables with Stranded Aluminium Conductors conform to IEC 60502 - 1

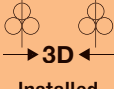
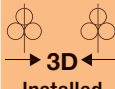
CURRENT RATINGS (AC)

STRANDED COPPER & ALUMINIUM CONDUCTORS – SINGLE CORE CABLES

600/1000 V ARMOURED PVC SHEATHED CABLES

Nominal area of conductor mm ²	Stranded Copper Conductors						Stranded Aluminium Conductors					
	Current Ratings			Approximate voltage drop per ampere per metre			Current Ratings			Approximate voltage drop per ampere per metre		
	Direct in ground amps	In single way ducts amps	3D Installed in air amps	Ground mV	Duct mV	Air mV	Direct in ground amps	In single way ducts amps	3D Installed in air amps	Ground mV	Duct mV	Air mV
50	235	235	222	0.87	0.93	0.87	175	180	162	1.40	1.60	1.40
70	290	280	285	0.62	0.70	0.62	220	220	207	0.98	1.00	0.98
95	345	330	346	0.47	0.56	0.47	260	260	252	0.72	0.79	0.74
120	390	370	402	0.39	0.48	0.39	295	295	292	0.58	0.66	0.60
150	435	405	463	0.33	0.43	0.33	330	330	337	0.48	0.57	0.49
185	490	440	529	0.28	0.39	0.28	375	365	391	0.39	0.49	0.41
240	560	500	625	0.24	0.35	0.24	435	410	465	0.31	0.42	0.34
300	630	550	720	0.21	0.32	0.21	490	455	540	0.27	0.38	0.29
400	700	580	815	0.20	0.30	0.20	540	480	625	0.35	0.38	0.25
500	770	620	918	0.18	0.28	0.18	580	510	714	0.31	0.35	0.22
630	840	670	1027	0.17	0.26	0.17	630	540	801	0.28	0.32	0.20
800	888	692	1119	0.17	0.25	0.17	-	-	-	-	-	-
1000	942	735	1214	0.16	0.24	0.16	-	-	-	-	-	-

600/1000 V UNARMOURED PVC SHEATHED CABLES

Nominal area of conductor mm ²	Stranded Copper Conductors						Stranded Aluminium Conductors					
	Current Ratings			Approximate voltage drop per ampere per metre			Current Ratings			Approximate voltage drop per ampere per metre		
	Direct in ground amps	In single way ducts amps	 3D Installed in air amps	Ground mV	Duct mV	Air mV	Direct in ground amps	In single way ducts amps	 3D Installed in air amps	Ground mV	Duct mV	Air mV
50	230	240	209	0.85	0.93	0.87	175	180	159	1.40	1.50	1.45
70	285	295	270	0.61	0.70	0.61	215	220	206	0.98	1.10	0.98
95	335	345	330	0.45	0.56	0.45	255	260	253	0.71	0.79	0.73
120	385	395	385	0.36	0.48	0.37	295	300	296	0.57	0.66	0.59
150	435	445	445	0.31	0.43	0.31	325	335	343	0.47	0.57	0.47
185	490	500	511	0.26	0.39	0.26	370	375	395	0.39	0.49	0.39
240	570	580	606	0.22	0.35	0.22	430	440	471	0.31	0.42	0.32
300	650	650	701	0.19	0.32	0.20	490	510	544	0.26	0.38	0.27
400	740	750	820	0.17	0.30	0.18	550	570	638	0.36	0.38	0.23
500	840	850	936	0.16	0.28	0.16	620	640	743	0.33	0.35	0.20
630	960	960	1069	0.15	0.26	0.15	690	730	849	0.28	0.32	0.19
800	1120	1130	1214	0.15	0.25	0.15	-	-	-	-	-	-
1000	1300	1320	1349	0.14	0.24	0.14	-	-	-	-	-	-

Direct in ground - Trefoil touching
 Single way ducts - ducts touching
 Spacing in air - As shown above (D = Cable diameter)
 Non magnetic wire armour bonded at both ends

Installation conditions for above ratings: Ambient air temperature: 30°C
 Depth of laying: 0.5 m
 Soil thermal resistivity: 1.2°C m/W
 Maximum conductor operating temperature at rated current is 90°C
 For rating factors see Tables 2 to 6 and 8 to 12